

Spray Paint Art Guide

Spray Paint Art Secrets **Secrets of *Mexico***

by Alisa Amor and Gerardo Amor

Hola Amigo,

Welcome!

This guide is meant to answer any questions you have about spray paint art techniques. If you have any questions that are not answered here, please feel free to write me at spraypaintartsecrets@gmail.com and let me know how I can help! My name is Alisa Amor.

What is Spray Paint Art?

Spray Paint Art is a set of techniques for speed painting using spray paint cans.

The first thing people usually think of when they think about spray paint art is planets and space such as in this picture...



Green worlds by Gerardo Amor

Actually, Spray Paint Art first began with abstract art and then moved into space art and from there to landscape and other things.

It's now possible to paint just about anything our heart desires with these techniques. For example landscapes, seascapes, abstract art, portraits, and fine art of many types.



Danza Huichol by Gerardo Amor

These are amazing times of expansion for spray paint art. Even more limits are being transcended!

Up till now Spray Paint Art has been done only with spray cans. Now, Alisa and Gerardo Amor have created a series of videos to show you how to do all spray paint art techniques with regular non-toxic acrylic paints!



Everything you need to get set up and start painting these techniques with acrylic non-toxic paint is in the membership area right now! And you get it all for FREE Gold membership !

Acrylic spray paint art technique videos are also sold separately from
www.AirbrushPaintingSecrets.com

What are the benefits of Spray Paint Art?

Spray paint art is directly appealing and fascinating to watch because it is done so quickly and you actually get to watch the painting develop before your eyes in all its intricate detail.

Because of this, it often inspires people who were otherwise not interested in learning visual arts to become passionate artists. (I have seen this happen over and over when I paint on the street) Spray Paint Art techniques are quick, accessible, and easy to learn.



Children watching Paloma Coronado paint in Rome, Italy

Because of this, they stimulate creativity and the ability to improvise in those who learn them. After all, you must paint fast to achieve the best results. This makes painting a bit like a rhythmic dance and encourages creative flow.

Spray Paint Art techniques can add new features to your oil, acrylic, or airbrush art!

Spray Paint Art techniques also allow large areas to be quickly painted in detail through their use of paper as a paint application and manipulation tool. There are many techniques to create intricate and beautiful textures in minutes. Many of these techniques can also be applied to acrylic and oil paintings.

Because these techniques are not yet well known, learning and applying them gives your work a unique look. It also increases the speed at which you are able to produce high quality artwork.

You can use these techniques on any sealed smooth surface. This includes painting on cars, walls, prepared canvas, posterboard.

Acrylic techniques can be painted on canvas, wood, airbrush paper, Bristol paper, and many more kinds of paper and prepared surfaces.

Where do these techniques come from?


The history of Mexican Spray Paint Art began officially around 1982 with Ruben Sadot Hernandez in the City of Mexico. He was quite a character! He would paint in the street with a turban on and stick his tongue out and improvise with the cans on paper, seated on the floor. The people of the popular Zona Rosa of Mexico City would gather around him and watch fascinated. They would buy his spray paint artwork more than his traditional artwork!



Ruben Sadot, self portrait


In 1984 Sadot shared his ideas with others including Ricardo Huet and Rafael Martinez, Gerardo Amor, Hugo Montero, Augustin planetas, Cecilia Banos and some others.

Time passed and by 1986, more had joined the movement. By 1988 the technique had matured. The originators were painting space scenes, abstracts, and some other themes. Each originator developed their own style.



They got together with the airbrush artists of Mexico to form AMPA, The Association Mexicana de Pintura en Aire, (Translation: The Mexican School or Air Paint) Aerosolgrafia, or Spray Paint Art as it was called in Mexico, was a part of this school.

AMPA was inaugurated in an Exposition in an important art gallery in Mexico City, the 'Ghandi'. They had the support of the master Jose Luis Cuevas. An internationally well known artist, plus the support of several art critics including Raquel Tibol.



Left to Right, (?, Jose Luis Cuevas, Gerardo Amor, ?, Rafael Martinez, ?)

In 1989, Ruben Sadot died and some of those painters migrated to Puerto Vallarta and formed the Mexican school of aeropintura, the realization of AMPA, there.

In Puerto Vallarta, others learned, including Ruben (Melody) Herrera, Veronica Muniz, y Alisa Amor and later Paloma Coronado. These contributed much to the technique. Over the years spray paint art has grown and expanded in range way beyond it's original cosmic theme.

There are speed painting techniques perfect for seascapes, jungles, waterfalls, portraits, and anything else you can imagine.



Portrait by Paloma Coronado done with spray paint and foam.

Up till now these techniques have been either secret or limited to people who work with spray paint cans. Today the original artists of Mexico have decided that it is time to share their secrets.

Alisa Amor has recently invented a patent pending technique that allows people to use spray paint art techniques with regular acrylic paint. Gerardo Amor is also working on improving this technique.

What can you learn from Spray Paint Art techniques?

Spray Paint Art works with paint in very different ways from more traditional art forms.

First of all spray paint art works by creating many layers of evenly distributed paint which are then removed in very precise, novel ways.

The main two ways of working with layered paint are light to dark and dark to light. Once applied, the layers of paint are then worked with using many different tools.

One tool that is frequently used is newspaper or magazine paper. This is very useful for texturing and moving large areas of paint. You could say that newspaper is the brush of spray paint art. It is also used as a means for making complex textures of rocks, mountains and other types of land in minutes. The hand is placed inside a piece of newspaper that is held in particular ways that allow the painter to work inside the newspaper, drawing with her or his fingers. Complex textures that look like detailed rocks and land form quickly and easily when this is done in very specific ways with the correct layers and amounts of paint.



Here are some Youtube videos that show a few ways to use newspaper:

<http://youtu.be/w-4wpsxslzU>

http://youtu.be/7_Zpjd3xyqQ


Another tool that is used in a unique way is the paint spatula. In spray paint art a small paint spatula is used to carve the paint and remove layers. This is used to draw many things including boats, towers, trees etc. Before using the spatula, paint is applied in layers that are to be partially removed, carved into, by the spatula. Complex shading is achieved when the bottom layers of paint are more dry than the upper layers. This can be worked with quite precisely with both spray paint and regular acrylic paints when they layers are applied correctly.



Dragon by Alisa Amor

Plates, bowls, poster board and other objects are used to block off and mask areas of the painting.

There are many ways of using the spray paint art techniques of masking to create space scenes, seascapes, landscapes, painted frames, and many other things.



Gato by Gerardo Amor

Painters foam and sponges are used in spray paint art in many unique ways. Because spray paint art works with layers of paint in different states of drying, specific layers can be removed and blended with painters foam, kitchen sponges, magic eraser and other similar materials.

Spray paint artists have found unique uses for many household and hardware store objects such as aluminum foil, saran wrap, kitchen sponges, spray wax, mineral oil, newspaper, magazine paper, sand paper, hair dryer, windex and plastic bags among other things.

They also use clay working tools, regular brushes, many sizes of paint spatula.

Many of these novel techniques can be applied to other kinds of painting such as acrylic, oils and airbrush.



Mermaid by Alisa Amor (done with clay tools and spray paint)

One way to do this is to use the spray painting techniques as a quick form of under painting for your acrylic or oil painting. Complex land textures can be quickly laid down that can later be glazed with oils and/or acrylic paints. These look especially wonderful when the sky is added afterward in oils or acrylics.

Seascapes also come out beautifully with a spray paint base using other techniques taught on the membership site.

Spray paint can also be painted on canvas, and canvas boards when they are prepared with gesso and acrylic paint, sanded and sealed.

Spray Paint can also be used to detail cars and motor cycles.

There are many more ways that spray paint art can add to other art techniques.

The effects that you can get with spray paint can be duplicated with water based acrylics with the help of some little known materials that are almost never used by acrylic artists. You can do amazing things with windex, pledge floor polish, dish soap and scrubbers and lots of other unexpected materials. I show you how to do this inside the membership area.

These new techniques can be integrated directly into your acrylic, or airbrush work.

How much does it cost to paint with spray paint?

It depends on the materials you choose. Cans can cost from 1\$ to 8\$. Some of the cheaper cans are actually better!

The cans I recommend are all over the price spectrum. Many of the 4-5\$ cans are safer to use because they have only a small amount of solvents.

You can learn with just a few colors or even with just black and white and transparent. You may need to spend some money on fans if you are painting in a garage.

Here is the link to the free materials list and recommendations for spray paint art:

<http://spraypaintartsecrets.com/welcome-to-spray-paint-art-secrets-members-area-3/2012-recommendations-brands-colors-etc/>

Other materials are plastic plates, newspaper and other inexpensive grocery and hardware store items.

A paint spatula or palette knife is needed plus several brushes (fan, small and medium round)



This will usually cost about 20\$ depending on your choice of brushes and spatulas. You will also need posterboard which you can get at staples or walmart. This usually costs from 50 cents to a dollar a sheet. 1 sheet can be cut into 4 medium size paintings.

Spray paint art “purists” sometimes say that if you use brushes it's not “real” spray paint art. But they often forget or do not know that Ruben Sadot used brushes when he painted in the

streets as have many of the greatest spray paint artists after him.

How much does it cost to paint with acrylic paint?

It ends up costing about the same.

There is an initial investment to buy an air compressor. This can be from 80 to 150 dollars for most people. Of course you can always spend more if you want a bigger tank or a special noise reducer etc. Mine cost 100\$ and works fine for home use.

The airbrushes I recommend cost under \$15 a piece. You may want several. You will need some bottles to hold your paint and some other small accessories which I describe in the membership area and give you links to.

The acrylic paints you use can be of different qualities and different prices. The cost ends up being very similar to spray paint costs once you add it all up. Depending of course on your preferences and how many colors you like to have handy.

The cost of the paper also varies depending on what you like. There are many paper options. I discuss the pros and cons of each in the membership area and how to prepare it for painting on. Paper for acrylic style is usually more expensive than posterboard since it is higher quality. But this opens lots of doors into galleries etc which don't usually feature paintings on posterboard.

You can also paint on posterboard with acrylic. Thicker posterboard works better. I show you where to get this in the membership area.

For more information on painting these techniques with an airbrush, please visit www.AirbrushPaintingSecrets.com

Why choose Spray Paint Art Secrets?

Spray Paint Art Secrets is the **only** place that you can learn the many fine art applications of spray paint art.

Spray Paint Art Secrets membership site includes detailed information not available elsewhere on spray paint speed painting techniques for seascapes, portraits, fantasy art, and many many other applications.

We actively seek requests from our members and create videos tailored to teach exactly what our members want to learn. We are available to coach and advise as needed. We welcome you to become a member and begin to learn these valuable techniques today!

How can I get access to all this information?

It's easy, just sign up to become a Basic or Gold member of Spray Paint Art Secrets at www.spraypaintartsecrets.com

Or use the links below to purchase.

If you are a spray painter, you can count on being able to continue painting in the winter by using the new acrylic techniques!

What's the difference between Basic and Gold membership?

Basic Membership is a monthly subscription that gives you access to one module (5 videos) per month, plus the content of the month (5 videos).

This means that the first month you sign up, you receive module 1, the second month, module 2, the third month module 3. The modules teach you the basic skills. (Each month 5 videos in each module)

You will have access to the content of the month at all times. (5 videos)
This content obviously changes each month.

You need to remember to download any videos you wish to keep because content changes each month.

This is actually simple. At all times Basic members have access to at least 10 videos. Just make sure to download what you wish to keep.

There is a 116 page illustrated Ebook, “**Secrets of Mexico**”, that you also get the first month you subscribe (inside Module 1)

You should have everything you need to learn spray paint art the easy way!

You will be charged \$27 each month.

It's easy to cancel. Every payment receipt comes with a link to cancel the subscription. If you have any trouble, just write me at spraypaintartsecrets@gmail.com and I will do it for you.

You can always upgrade to Gold later.



(Click on this picture to purchase the Basic Membership)

Gold Members have access to everything that basic members get **plus** they also have access to the Spray Paint Art Secrets archives.

We have been online since October 2011 adding 5 new videos each month. By now, there is an extensive library of techniques, tools, and themes inside the Gold membership area that is constantly growing.

Only **Gold** members have access to this library of spray paint art videos. They never have to worry about downloading videos because ALL videos are ALWAYS accessible to Gold members. (Of course all videos can be easily downloaded if you wish!)

They also get access to personalized advice from Alisa and Gerardo Amor by email or Skype. Gold membership is a yearly membership. For a short time new Gold members will receive 3 bonus months to their subscription.

The Gold membership is a **One Time Payment** of \$147. You will not be re-billed.



(Click on this picture to purchase the Gold membership)

Where can I buy Spray Paint Artwork?

Here is the link to our store where you can buy lots of great artwork done in this style.

<http://shop.spraypaintartsecrets.com/>

Who are Alisa and Gerardo Amor?

Gerardo Amor is one of the originators of Spray Paint Art. Alisa Amor learned to paint from Gerardo Amor. She has also invented many new spray paint techniques.

They share the same last name because they used to be married. Now they are the best of friends and creative partners.

Both Alisa and Gerardo have long years of experience painting on the streets, art fairs, for art galleries, doing illustration work, and teaching spray paint art.

If you have any questions, please contact Alisa Amor at
[**spraypaintartsecrets@gmail.com**](mailto:spraypaintartsecrets@gmail.com)

We welcome you to Spray Paint Art Secrets!

[Www.SprayPaintArtSecrets.com](http://www.SprayPaintArtSecrets.com)